

## 2621 Avdelok (6 Grooves)

Steel - Brazier head

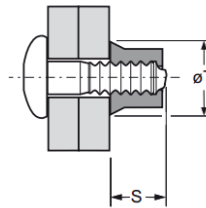
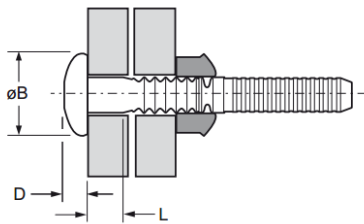
4.8 mm (3/16") - 9.6 mm (3/8")

### Features

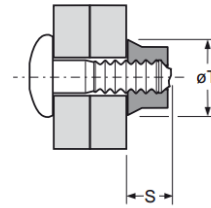
- High shear strength for high strength assembly
- High controlled clamp provides excellent vibration resistance
- Quick to install across a wide range of applications
- Easy to inspect for tampering
- High security tamper resistance - TIR approved
- Robust and rugged installation tools
- Steel Avdelok pins typically offer comparable values to property class 5.8 threaded products

### Material

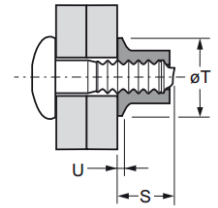
- Pin: Carbon boron steel, zinc plated, clear trivalent passivated
- Collar: Low carbon steel, zinc plated, clear trivalent passivated



Full Collar

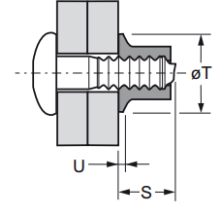
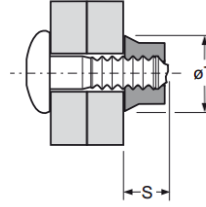
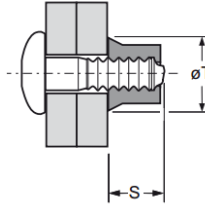
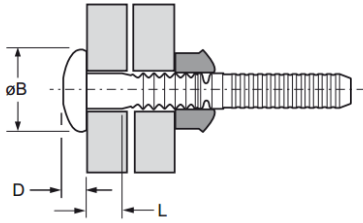


Half Collar



Flanged Collar

Part No. Pin	Size ø	w. Full Collar <sup>(1)</sup>		Hole Size	L	øB	D	Part No. Full Collar		Part No. Half Collar <sup>(1)</sup>		Part No. Flanged Collar <sup>(2)</sup>					
		nom.	min.					max.	-	nom.	max.	max.	S max.	øT max.	S max.	øT max.	S max.
02621-70602	4.8 (3/16")	1.57	4.75	5.0	1.57	10.1	3.4	02662-70600	9.4	8.0	02682-70600	7.9	8.0	02615-70600	10.2	9.9	0.76
02621-70603		3.18	6.35		3.18												
02621-70604		4.75	7.92		4.75												
02621-70605		6.35	9.53		6.35												
02621-70606		7.92	11.10		7.92												
02621-70607		9.53	12.70		9.53												
02621-70608		11.10	14.27		11.10												
02621-70609		12.70	15.88		12.70												
02621-70610		14.27	17.45		14.27												
02621-70611		15.88	19.05		15.88												
02621-70612		17.45	20.62		17.45												
02621-70613		19.05	22.23		19.05												
02621-70614		20.62	23.80		20.62												
02621-70615		22.23	25.40		22.23												
02621-70616		23.80	26.97		23.80												
02621-70617		25.40	28.58		25.40												
02621-70618		26.97	30.15		26.97												
02621-70619		28.58	31.75		28.58												
02621-70620		30.15	33.32		30.15												

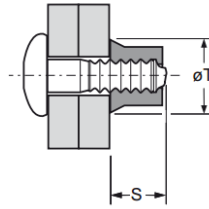
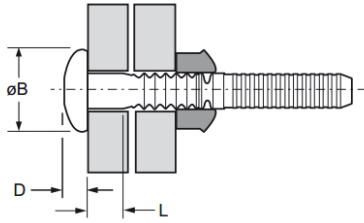


Full Collar

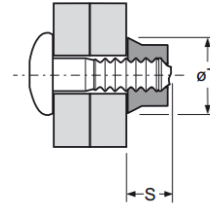
Half Collar

Flanged Collar

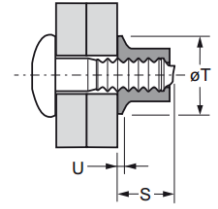
Part No. Pin	Size ø	w. Full Collar <sup>(1)</sup>		Hole Size	L	øB	D	Part No. Full Collar		Part No. Half Collar <sup>(1)</sup>		Part No. Flanged Collar <sup>(2)</sup>		
		nom.	min.					max.	-	nom.	max.	max.	S max.	øT max.
02621-70802	6.4 (1/4")	1.57	4.75	6.6	1.57	13.4	4.1	02662-70800	12.2	10.6	02682-70800	13.2	13.1	0.94
02621-70803		3.18	6.35		3.18									
02621-70804		4.75	7.92		4.75									
02621-70805		6.35	9.53		6.35									
02621-70806		7.92	11.10		7.92									
02621-70807		9.53	12.70		9.53									
02621-70808		11.10	14.27		11.10									
02621-70809		12.70	15.88		12.70									
02621-70810		14.27	17.45		14.27									
02621-70811		15.88	19.05		15.88									
02621-70812		17.45	20.62		17.45									
02621-70813		19.05	22.23		19.05									
02621-70814		20.62	23.80		20.62									
02621-70815		22.23	25.40		22.23									
02621-70816		23.80	26.97		23.80									
02621-70818	26.97	30.15	26.97											
02621-70820	30.15	33.32	30.15											
02621-71004	8.0 (5/16")	3.18	9.53	8.2	3.18	16.7	5.5	02662-71000	15.5	13.3	02682-71000	16.8	16.3	1.22
02621-71006		6.35	12.70		6.35									
02621-71008		9.53	15.88		9.53									
02621-71010		12.70	19.05		12.70									
02621-71012		15.88	22.23		15.88									
02621-71014		19.05	25.40		19.05									
02621-71016		22.23	28.58		22.23									
02621-71018		25.40	31.75		25.40									
02621-71020		28.58	34.93		28.58									
02621-71022		31.75	38.10		31.75									
02621-71024		34.93	41.28		34.93									
02621-71026		38.10	44.45		38.10									
02621-71028		41.28	47.63		41.28									
02621-71030		44.45	50.80		44.45									
02621-71032		47.63	53.98		47.63									



Full Collar



Half Collar



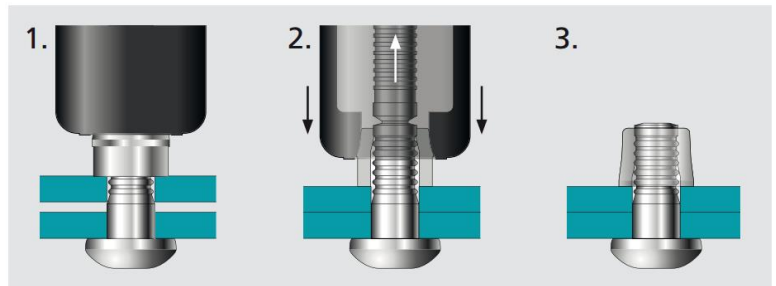
Flanged Collar

Part No. Pin	Size ø	w. Full Collar <sup>(1)</sup>		Hole Size	L	øB	D	Part No. Full Collar		Part No. Half Collar <sup>(1)</sup>		Part No. Flanged Collar <sup>(2)</sup>					
		nom.	min.					max.	-	nom.	max.	max.	S max.	øT max.	S max.	øT max.	S max.
02621-71204	9.6 (3/8")	3.18	9.53	9.8	3.18	20.1	6.7	02662-71200	18.6	15.5	02682-71200	15.5	15.5	02615-71200	20.0	20.0	1.42
02621-71206		6.35	12.70		6.35												
02621-71208		9.53	15.88		9.53												
02621-71210		12.70	19.05		12.70												
02621-71212		15.88	22.23		15.88												
02621-71214		19.05	25.40		19.05												
02621-71216		22.23	28.58		22.23												
02621-71218		25.40	31.75		25.40												
02621-71220		28.58	34.93		28.58												
02621-71222		31.75	38.10		31.75												
02621-71224		34.93	41.28		34.93												
02621-71226		38.10	44.45		38.10												
02621-71228		41.28	47.63		41.28												
02621-71230		44.45	50.80		44.45												
02621-71232		47.63	53.98		47.63												

Size ø	Shear <sup>(3)</sup>	Tension <sup>(3)</sup>
nom.	kN	kN
4.8	8.63	7.34
6.4	14.73	13.35
8.0	22.38	21.81
9.6	32.08	28.93

- 1) Half collars increase the grip range to that of the next longest pin. Maximum grip increases by 1.57 mm for 4.8 mm and 6.4 mm fasteners and 3.18 mm for 8.0 mm and 9.6 mm fasteners.
- 2) Flanged collars are used in applications where the hole on the collar side of the application is oversize or is slotted for alignment purposes. To determine what length of pin is required, add dimension U to the thickness of material being fastened.
- 3) These figures represent minimum fastener shear and tensile strength values with the use of a full or flanged collar. When using half collars tension is reduced to approximately 45%.

Typical placing sequence (Brazier head style shown for illustration):




## Assembly Applications

- Commercial vehicles
- Truck & trailer
- Heating systems
- Steel construction
- Solar panels
- Railway
- Mining

## Heating systems



## Commercial vehicles



## Ventilator frame



## Car seat

